

The Glory Of Love

Words & Music by
Billy Hill

Freely ♩ = c. 63

Dmaj7



Asus



Dmaj7



Gm6/Bb



Musical notation for the first system, including piano accompaniment and guitar chord diagrams.

Asus



A11



You've got to give a lit - tle, — take a lit - tle, —
gva gva

Musical notation for the second system, including piano accompaniment and guitar chord diagrams.

D/F#



G6



Bb



C/Bb



Dmaj7/A



and let your poor heart break a — lit - tle: — that's the sto - ry of, —
gva

Musical notation for the third system, including piano accompaniment and guitar chord diagrams.

A11



Dm(add9) Dm7 Fmaj7/C Gadd9/BBbmaj7 Bb6/9 Bb/Eb Ebmaj7



N.C.

that's the glo - ry of love. _____

Asus



A



Am



rit. Eb7#9#11 5 fr



a tempo Dmaj7



You've got to laugh a lit - tle, _____

Em7



D/F#



Am



D7b9 4 fr



G



Gm6/Bb



cry a lit - tle, _____ un - til the clouds roll by a lit - tle: _____

Dmaj9/A



Bsus2/4



Bm



Em7



A7sus



C#dim



D



C7sus



Dm

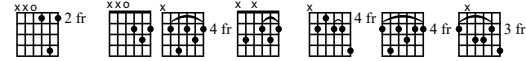


Eb6/9 5 fr



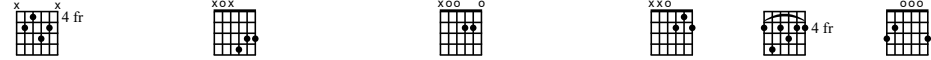
that's the sto - ry of, that's the glo - ry of love.

Dadd9 D C#m7 D/C D13 Ab7 Gmaj9 Gm6



As long as there's the two of us,

Dmaj9 A11 Dmaj9/A D7 Ab7 G




we've got the world and all its charms. And when the world is

Gm Gm6 E9 A11 A13



more freely through with us, we've got each other's arms. You've got to

D/A G/A D/F# Am7 D11



win a lit-tle, lose a lit-tle, yes, and al-ways

G Gm/B \flat C/B \flat Gm/B \flat Dmaj7/A Bm9 Bm7

have the blues a lit - tle: _____ that's the sto - ry of

Em7 A11 A/G F#m7 B7

that's the glo - ry _____ of love. _____

Dmaj9 Em7 Dmaj7 Em7 Gm(maj7) Gm6 Gm(maj7) A11 N.C.

That's the sto - ry of, that's the glo - ry of love.

D F6/9 B \flat add9 Em7(b5) Gm/A Dmaj9add6

rit.