


# THANK YOU FOR LOVING ME

Words and Music by JON BON JOVI  
and RICHIE SAMBORA


Slowly




G<sup>9</sup> D A/C#




no one here\_ but you and me\_ and that bro - ken old\_ street\_ light. Lock the doors;  
 When I look\_ in - to your eyes,\_ the sky's a dif - f'rent\_ blue. Cross my heart, \_




Bm G A A<sup>sus</sup> A/G



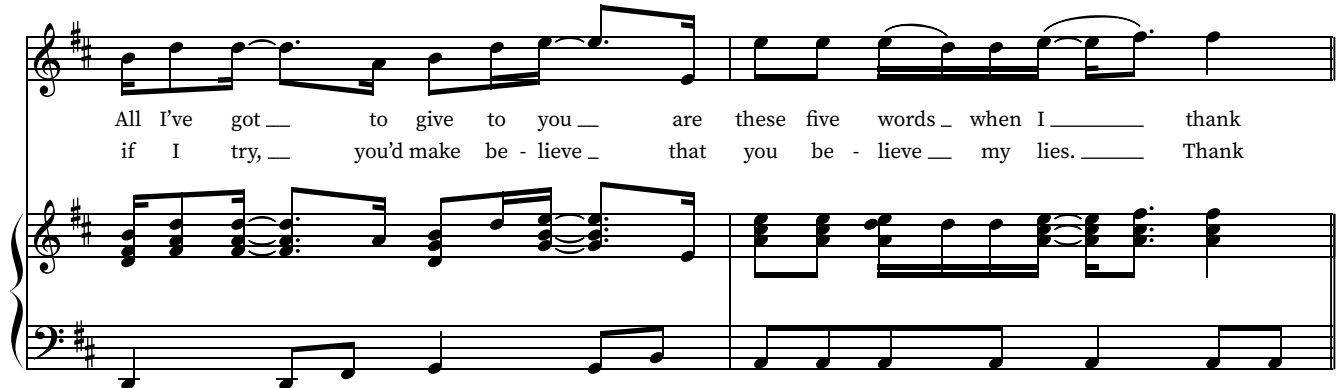
\_ we'll leave the world\_ out - side.  
 \_ I wear no \_\_\_ dis - guise. And





D G A A<sup>sus</sup> A









All I've got\_ to give to you\_ are these five words\_ when I\_ thank  
 if I try,\_ you'd make be - lieve\_ that you be - lieve\_ my lies. Thank




D  G 





you \_\_\_\_\_ for lov - ing me, \_\_\_\_\_ for be - ing my \_\_\_\_\_




A  A<sup>sus</sup>  A  D  A/C# 








eyes \_\_\_\_\_ when I could - n't see. \_\_\_\_\_ For part - ing my \_\_\_\_\_




Bm  D/A  E  A 




lips \_\_\_\_\_ when I could - n't breathe. \_\_\_\_\_ Thank \_\_\_\_\_




1. D  G  A  A<sup>sus</sup>  A  D/F#  G 



you \_\_\_\_\_ for lov - ing\_ me. \_\_\_\_\_ Thank you \_\_\_\_\_ for lov - ing\_ \_\_\_\_\_









me. I you \_\_\_\_\_ for lov - ing \_ me.








You pick me up when I fall down. \_\_\_\_\_ You ring the bell be-fore they count me out. \_\_\_\_\_








If I was drown-ing, you would part the sea and risk your own life to res - cue me, \_\_\_\_\_











yeah. Yeah, yeah, yeah, yeah, yeah, yeah, yeah. \_\_\_\_\_









D  G 




A  A<sup>sus</sup>  A  D  A/C# 




Lock the doors;




Bm  G  A  A<sup>sus</sup>  A/G 

leave the world \_ out - side. And



D/F#  G  C  A 

all I've got \_ to give to you \_ are these five words \_ and I \_ thank





you \_\_\_\_\_ for lov - ing me, \_\_\_\_\_ for be - ing my \_\_\_\_\_



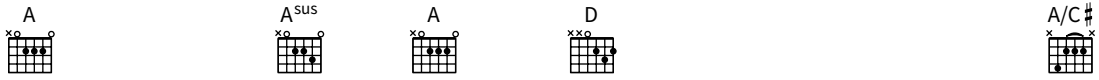
eyes \_\_\_\_\_ when I could - n't see. \_\_\_\_\_ For part - ing my \_\_\_\_\_



lips \_\_\_\_\_ when I could - n't breathe. \_\_\_\_\_ Thank \_\_\_\_\_



you \_\_\_\_\_ for lov - ing me. \_\_\_\_\_ When I could - n't \_\_\_\_\_



fly, you gave me wings. You part - ed my

The first system of music features a vocal line in treble clef and piano accompaniment in grand staff (treble and bass clefs). The key signature has two sharps (F# and C#). The vocal line starts with a quarter rest, then a half note 'fly,' followed by a quarter note 'you' and a half note 'gave me wings.' with a long horizontal line underneath. The piano accompaniment consists of chords in the right hand and a moving bass line in the left hand.



lips when I could - n't breathe. Thank

The second system continues the vocal line with 'lips' on a quarter note, 'when' on a quarter note, 'I' on a quarter note, 'could - n't' on a half note with a long horizontal line underneath, and 'breathe.' on a quarter note. The piano accompaniment continues with chords and a bass line.







you for lov - ing me. Thank


The third system features the vocal line with 'you' on a quarter note, 'for' on a quarter note, 'lov - ing' on a half note with a long horizontal line underneath, and 'me.' on a quarter note. The piano accompaniment continues with chords and a bass line.






you for lov - ing me. Thank


The fourth system features the vocal line with 'you' on a quarter note, 'for' on a quarter note, 'lov - ing' on a half note with a long horizontal line underneath, and 'me.' on a quarter note. The piano accompaniment continues with chords and a bass line.

D  G  A<sup>sus</sup>  A 









you \_\_\_\_\_ for lov - ing \_\_\_\_\_ me, oh, for lov - ing





D/F#  G<sup>9</sup>  Bm 



me.

A<sup>sus</sup>  A  A/G  D/F#  G<sup>9</sup> 



Bm  A<sup>sus</sup>  A  rit.  D 