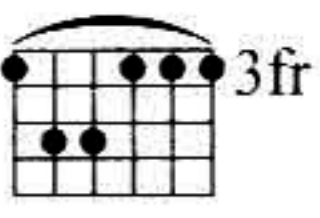


# TALK

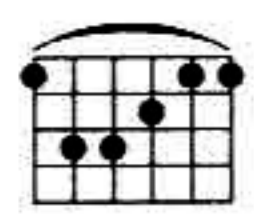
Words & Music by Guy Berryman, Jon Buckland, Will Champion,  
Chris Martin, Karl Bartos, Ralf Huetter & Emil Schult

♩ = 120

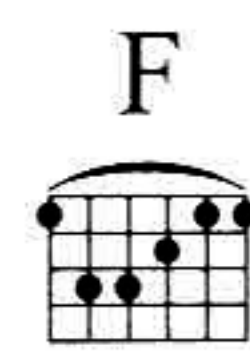
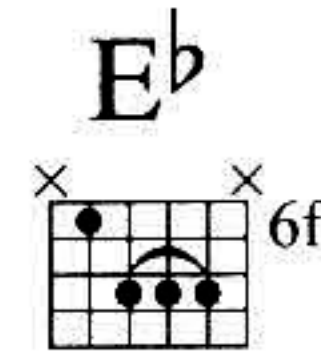
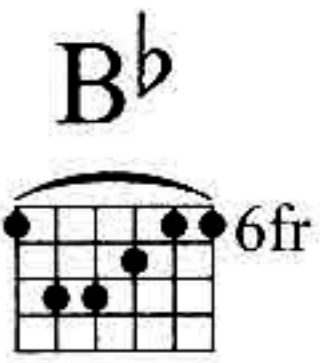
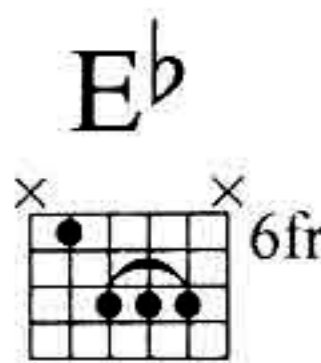
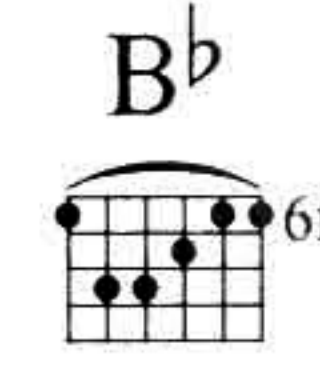
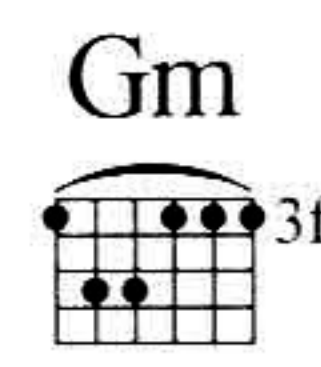
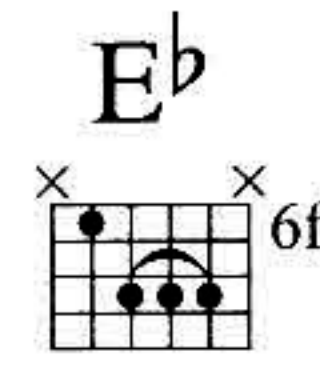
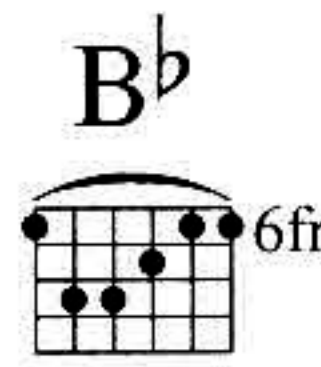
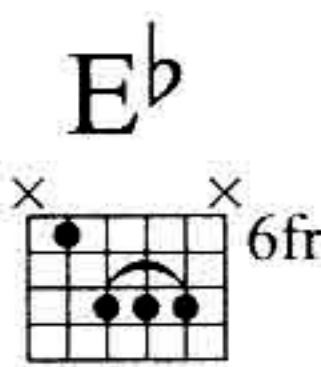
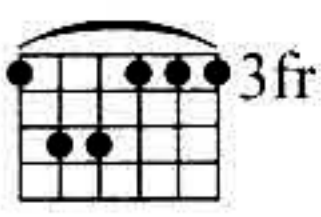
Gm



F



Gm



SHEETSFREE.COM

© Copyright 2005 Kling Klang Musik GMBH/Sony/ATV Music Publishing/  
Edition Positive Songs/Hanseatic Musikverlag GMBH.  
Copyright Control (50%)/BMG Music Publishing Limited (50%).  
All Rights Reserved. International Copyright Secured.

E<sup>b</sup> Gm B<sup>b</sup> E<sup>b</sup> Gm B<sup>b</sup>

1. Oh, bro-ther I can't, I can't get through. I've been

E<sup>b</sup> Gm B<sup>b</sup> E<sup>b</sup> F

try-ing hard to reach you 'cause I don't know what to do.

E<sup>b</sup> Gm B<sup>b</sup> E<sup>b</sup> Gm B<sup>b</sup>

Oh, bro-ther I can't be-lieve it's true. I'm so

E<sup>b</sup> Gm B<sup>b</sup> E<sup>b</sup> F

scared a-bout the fu - ture and I want to talk to you. Oh, I want

E<sup>b</sup> 6fr F Gm 3fr

to talk to you.

E<sup>b</sup> 6fr

You could take a pic - ture of  
(3°) don't know where you're go - ing and you

8<sup>vb</sup>

Gm<sup>7</sup> 3fr B<sup>b</sup> 6fr E<sup>b</sup> 6fr Gm<sup>7</sup> 3fr B<sup>b</sup> 6fr

some-thing you see. —  
want to talk. — You

E<sup>b</sup> 6fr Gm<sup>7</sup> 3fr B<sup>b</sup> 6fr E<sup>b</sup> 6fr

In the fu - ture where will I be? —  
feel like you're go - ing where you've been be - fore. —

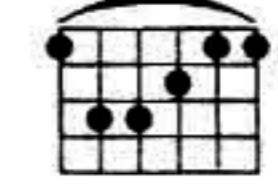
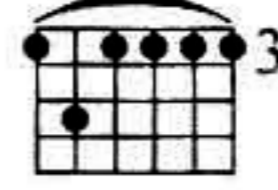
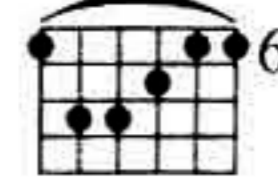
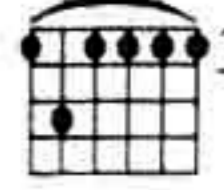
Gm7

Bb

Eb

Gm7

Bb



You could climb a ladder up to the sun  
You'll tell a-ny-one who'll lis-ten but you feel ig - nored.

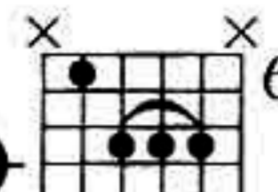
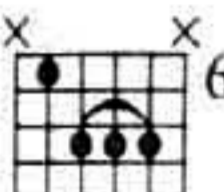
Eb

Gm7

Bb

Eb

To Coda II



or write a song no -  
And

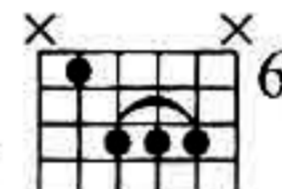
Gm7

Bb

Eb

F

To Coda I



-bo - dy had sung or do some-thing that's nev - er been done.

Gm7



8vb

E<sup>b</sup> Gm B<sup>b</sup> E<sup>b</sup> Gm B<sup>b</sup>

2. Are you lost or in - com - plete? Do you

E<sup>b</sup> Gm B<sup>b</sup> E<sup>b</sup> F

feel like a puz - zle, you can't find your miss - ing piece. Tell me

E<sup>b</sup> Gm B<sup>b</sup> E<sup>b</sup> Gm B<sup>b</sup>

how you feel. Well, I

E<sup>b</sup> Gm B<sup>b</sup> E<sup>b</sup>

feel like they're talk - ing in a lan - guage I don't speak.

F Eb F

And they're talk - ing it\_\_\_ to me.\_\_\_\_

Gm

*D.S. al Coda*

So you

⊕ *Coda I*

Eb F

some - thing that's nev - er been done.\_\_\_\_ Do\_\_\_\_

Eb F Gm7

some-thing that's nev - er been done.\_\_\_\_

Cm Eb Gm7

8vb

This system contains the first four measures of music. The guitar part has whole rests. The piano part features a bass line with an octave sign (8vb) and a melodic line in the right hand. Chord diagrams for Cm, Eb, and Gm7 are shown above the staff.

F Cm Eb Gm7 F

This system contains the next four measures. The piano part continues with a melodic line in the right hand and a bass line. Chord diagrams for F, Cm, Eb, Gm7, and F are shown above the staff.

Cm Eb Gm7 F

This system contains the next four measures. The piano part features a more active right-hand melody. Chord diagrams for Cm, Eb, Gm7, and F are shown above the staff.

Cm Eb Gm7 F

This system contains the final four measures of the piece. The piano part continues with a melodic line in the right hand and a bass line. Chord diagrams for Cm, Eb, Gm7, and F are shown above the staff.

E<sup>b</sup>  
x . . . x . . .  
6fr

Gm<sup>7</sup>  
x . . . . .  
3fr

B<sup>b</sup>  
x . . . . .  
6fr

E<sup>b</sup>  
x . . . x . . .  
6fr

Play 3 times

Introduction section with guitar chords and piano accompaniment. The piano part features a steady eighth-note bass line in the left hand and chords in the right hand.

⊕ Coda II

F  
x . . . . .  
6fr

*D.S. al Coda II*

E<sup>b</sup>  
x . . . x . . .  
6fr

Vocal line: So you  
Piano accompaniment for the first system.

Vocal line: no-thing's real-ly mak-ing a-ny  
Piano accompaniment for the second system.

Gm<sup>7</sup>  
x . . . . .  
3fr

B<sup>b</sup>  
x . . . . .  
6fr

E<sup>b</sup>  
x . . . x . . .  
6fr

F  
x . . . . .  
6fr

Vocal line: sense at all... Let's talk, let's talk... Let's  
Piano accompaniment for the third system.

E<sup>b</sup>maj<sup>7</sup>  
x . . . . .  
6fr

F  
x . . . . .  
6fr

Gm  
x . . . . .  
3fr

Vocal line: talk, let's talk...  
Piano accompaniment for the fourth system.