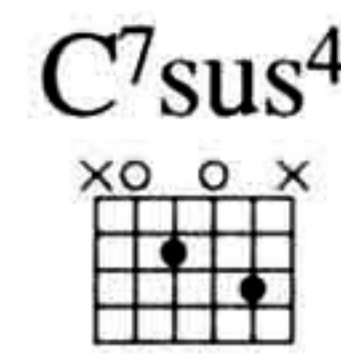
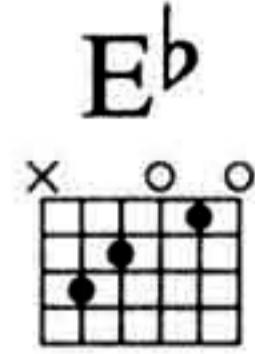


THE HARDEST PART

Words & Music by Guy Berryman, Jon Buckland, Will Champion & Chris Martin

Guitar capo 3rd fret

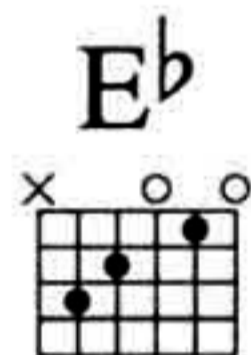
♩ = 124



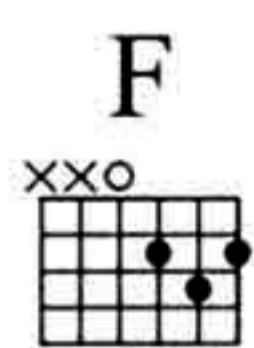
Guitar

Con pedale

The first system of music features a guitar part on a single treble clef staff and a piano accompaniment on a grand staff (treble and bass clefs). The guitar part consists of a series of eighth notes in a descending line. The piano accompaniment includes chords and moving lines in both hands. The tempo is marked as quarter note = 124.



The second system continues the musical notation from the first system, with the guitar part and piano accompaniment.



1. And the hard - est part was
2. And the hard - est part was

The third system includes the vocal melody and piano accompaniment. The vocal line has two verses of lyrics. The piano accompaniment provides harmonic support with chords and moving lines.

B \flat Dm11(b6) Gm 7

let - ting go, — not tak - ing part. — Was the hard -
 let - ting go, — not tak - ing part. — You real - ly broke —

E \flat B \flat Dm11(b6) Gm 7

- est part. — And the stran -
 — my heart, — oh. And I tried —

E \flat B \flat Dm11(b6)

- gest thing — was wait - ing for — that bell — to ring. —
 — to sing — but I could - n't think — of a - ny - thing.

Gm 7 E \flat B \flat Dm11(b6)

— It was the stran - gest start. —
 That was the hard - est part, — oh, oh.

E^b B^b

I could feel it go down.
I could feel it go down.

F E^b

Bit - ter - sweet I could taste
You left the sweet - est taste.

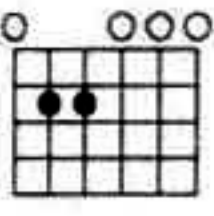
B^b F E^b

in my mouth. Sil - ver lin -
in my mouth. Sil - ver lin -

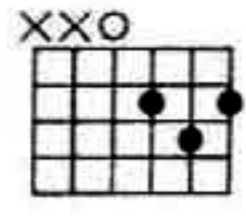
B^b F

- ing the clouds. Oh, and I,
- ing the cloud. Oh, and I,

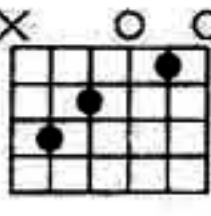
Gm



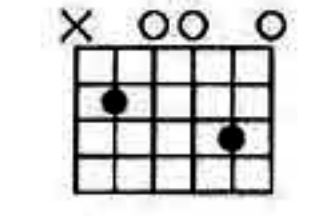
F



E^b

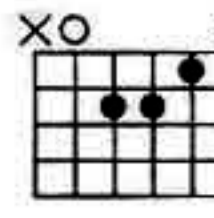


B^b/D



1.

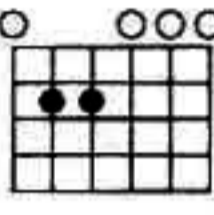
Cm



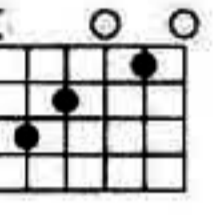
The first system of music features a vocal line with a long melodic phrase starting on a whole note and ending with a quarter rest. The piano accompaniment consists of a right-hand part with chords and moving lines, and a left-hand part with a steady eighth-note bass line.

I

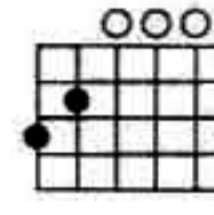
Gm



E^b



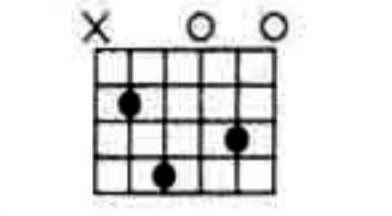
B^b



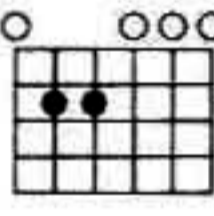
The second system continues the vocal line with the lyrics "wish that I could work it out." The piano accompaniment features a right-hand part with sustained chords and a left-hand part with a consistent eighth-note bass line.

wish that I could work it out.

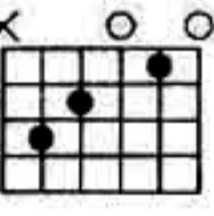
Dm¹¹(b6)



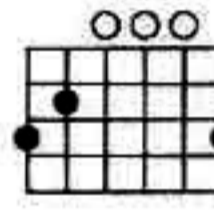
Gm



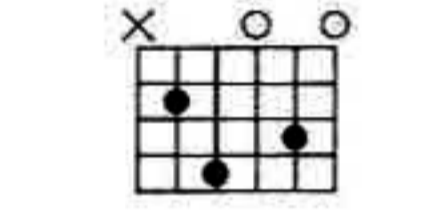
E^b



B^b



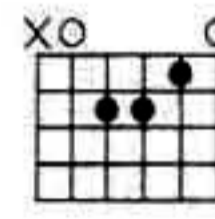
Dm¹¹(b6)



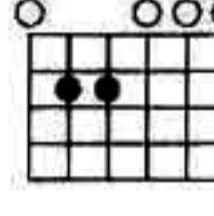
The third system shows the piano accompaniment for the first part of the second system, with a right-hand part featuring chords and a left-hand part with a steady eighth-note bass line.

2.


Cm



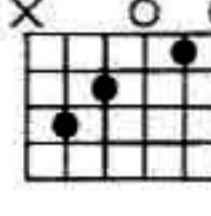
Gm



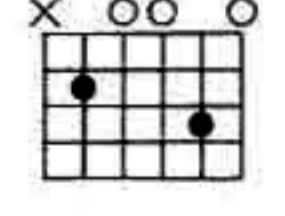
F



E^b



B^b/D



The fourth system features a vocal line starting with the lyrics "Oh, and I,". The piano accompaniment continues with a right-hand part of chords and a left-hand part of eighth notes.

Oh, and I,

F E^b

I won-der what it's all a - bout._____

Con pedale

Gm C⁷sus⁴

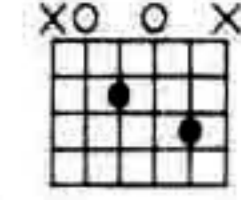
E^b Gm C⁷sus⁴

I

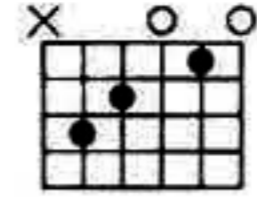
E^b Gm⁷

won-der what it's all a - bout._____

C⁷sus⁴

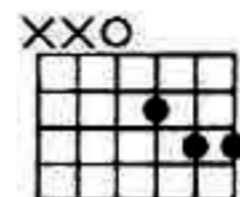


E^b



The first system of music features a vocal line with a whole rest in the first two measures and a quarter note in the third. The piano accompaniment consists of a bass line with quarter notes and a treble line with chords and eighth notes.

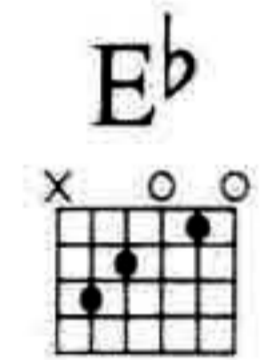
Fsus⁴



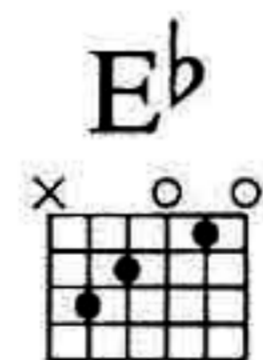
F



The second system continues the vocal line with the lyrics "Ev - 'ry - thing I". The piano accompaniment features a steady bass line and chords in the treble.



The third system includes the lyrics "know is wrong." in the vocal line. The piano accompaniment uses chords and moving lines in both hands.



The fourth system contains the lyrics "Ev - 'ry - thing I do it just comes un - done." in the vocal line. The piano accompaniment continues with a consistent rhythmic pattern.

C7sus4

E^b

Ev - 'ry - thing is torn a -

Gm

C7sus4

part. — Oh, — and that's the

E^b

hard - est part. That's the

1. **F** **2.** *D.S. ad lib. to fade*
Fsus4 **F** **F**

hard - est part. Yeah, that's the