

The Scientist

Words & Music by Guy Berryman, Jon Buckland, Will Champion & Chris Martin

♩ = 76

Dm7



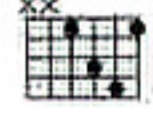
B♭



F

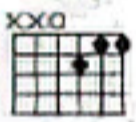


Fsus2



The first system of music features a guitar part with a treble clef and a 4/4 time signature. The piano accompaniment consists of two staves: a right-hand staff with a treble clef and a left-hand staff with a bass clef. The piano part features a steady eighth-note bass line in the left hand and chords in the right hand.

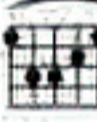
Dm7



B♭



F



Fsus2



The second system of music continues the guitar and piano accompaniment from the first system, maintaining the same structure and tempo.

Dm7



B♭



F



The third system of music introduces a vocal line. The guitar part continues with the same chords. The piano accompaniment remains consistent. The vocal line is written in a treble clef and includes the lyrics: "1. Come up to meet you, tell you I'm sorry, you don't know how love-". A first ending bracket is shown above the vocal line, with the instruction "(Verse 2 see block lyric)".

SHEETSFREE.COM

© Copyright 2002 BMG Music Publishing Limited, Bedford House, 69-79 Fulham High Street, London SW6 3JW. Used by permission. All Rights Reserved. International Copyright Secured.

Fsus² Dm⁷ B^b

- ly you are. I had to find you, tell you I need

F Fsus² C/F Dm⁷

— you, and tell you I'll set you a - part. Tell me your sec -

B^b F Fsus² C/F Dm⁷

- rets and ask me your ques - tions, oh, let's go back to the start. Run - ning in cir -

B^b F F Fsus² C/F

- cles, com - ing in tails, heads are a science a - part.

B^b **F**

No - bo - dy said it was ea - sy. It's such a shame

Fsus² **B^b**

for us to part, No - bo - dy said it was ea - sy.

F **C/F** **Fsus²** **C**

No - one ev - er said it would be this hard. (so)

C/G **F** **B^b**

Oh, take me back to the start. (I'm go - ing)

Chord diagrams: F, Dm7, B \flat

The first system of music features a guitar part with three measures of whole notes. The first measure is F, the second is Dm7, and the third is B \flat . The piano accompaniment is in bass clef and consists of a steady eighth-note bass line in the left hand and a series of chords in the right hand.

Chord diagrams: F, Fsus 2 3fr, F, B \flat

2.

The second system begins with a first ending of three measures: F, Fsus 2 3fr, and F. This is followed by a second ending of two measures: F and B \flat . The piano accompaniment continues with a consistent eighth-note bass line and chordal accompaniment in the right hand.

Chord diagrams: F, Dm7

The third system consists of three measures of whole notes in the guitar part: F, Dm7, and B \flat . The piano accompaniment maintains the eighth-note bass line and chordal accompaniment.

Chord diagrams: B \flat , F

The fourth system consists of three measures of whole notes in the guitar part: B \flat , F, and B \flat . The piano accompaniment continues with the eighth-note bass line and chordal accompaniment.

The musical score consists of three systems, each with a vocal line and a piano accompaniment. The key signature has one flat (Bb). The vocal lines include the following lyrics:

- System 1: Ooh.
- System 2: Ah ooh.
- System 3: Ah ooh.

Chord diagrams are provided for Dm7, Bb, and F. The piano accompaniment features a steady eighth-note bass line and a treble line with chords and melodic fragments.

Verse 2:
 I was just guessing at numbers and figures
 Pulling the puzzles apart.
 Questions of science, science and progress
 Do not speak as loud as my heart.
 Tell me you love me, and come back and haunt me
 Oh, when I rush to the start
 Running in circles, chasing tails
 Comin' a-back as we are.

Nobody said it was easy etc.