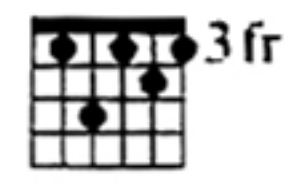


CRIMINAL

Words and Music by
FIONA APPLE

Moderately

Cm7



mf

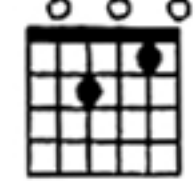
The first system of the piano introduction features a treble clef with a whole rest and a bass clef with a rhythmic pattern of eighth notes. The key signature has two flats and the time signature is 4/4.

The second system continues the piano introduction with a treble clef containing a half note chord and a bass clef with eighth notes.

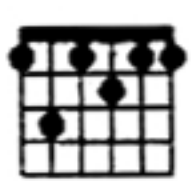
N.C.

The third system of the piano introduction concludes with a treble clef containing a half note chord and a bass clef with eighth notes.

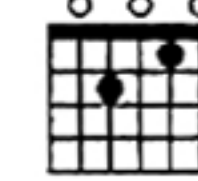
Am7



F7



Am7



I've been a bad, — bad ——— girl; — I've been care-less with a

The system contains two staves: a vocal line with lyrics and a piano accompaniment line. The piano accompaniment includes a treble clef with a half note chord and a bass clef with eighth notes.

F7 Am7 F7

del - i - cate _ man. _ And it's a sad, sad _ world

Am7 F7

when a girl will break a boy _ just be - cause _ she can. _

C Bb7 F7

Don't you tell me to _ de - ny _ it; I've done wrong, _

C Bb Am7 C Bb

and I wan-na suf-fer for _ my _ sins. I've come to you _ 'cause I _ need

Ab7 Gsus F7

guid - ance to be true, — and I just don't know — where I can — be - gin.

Ab F7 Cm7

What I — need — is a good de - fense, — 'cause I'm

F7 Cm7 F7

feel - in' — like — a crim - i - nal. — And I need to be — re - deemed — to the

Cm7 Bbsus Ab7 G7 F7 To Coda

one I've sinned a - gainst — be - cause he's — all I — ev - er knew of love.

Am7 F7

Heav-en, help _ me for the way I am; _

Detailed description: This system contains the first two lines of music. The top line is a vocal melody in G minor, starting with a whole rest followed by a quarter note G4, then eighth notes A4, Bb4, C5, D5, E5, F5, and G5. The piano accompaniment consists of a right-hand part with chords and a left-hand part with a simple bass line. Chord diagrams for Am7 and F7 are shown above the staff.

Am7 F7

save me from these e - vil deeds ____ be - fore I get ____ them done. _

Detailed description: This system contains the next two lines of music. The vocal melody continues with quarter notes G4, A4, Bb4, C5, D5, E5, F5, and G5. The piano accompaniment follows the same pattern as the first system. Chord diagrams for Am7 and F7 are shown above the staff.

Am7 F7

I know to - mor-row brings ____ the con - se - quence _ at hand, _____ but

Detailed description: This system contains the next two lines of music. The vocal melody features a half note G4, quarter notes A4, Bb4, C5, D5, E5, F5, and G5. The piano accompaniment continues. Chord diagrams for Am7 and F7 are shown above the staff.

Am7 F7

I keep liv - in' this ____ day like the next will nev - er come. _____ Oh,

Detailed description: This system contains the final two lines of music. The vocal melody starts with a quarter note G4, followed by quarter notes A4, Bb4, C5, D5, E5, F5, and G5. The piano accompaniment concludes the piece. Chord diagrams for Am7 and F7 are shown above the staff.

C B \flat 7 F

help me, but don't tell me to de - ny it. I've got - ta cleanse

This system contains the first two lines of music. The top line is the vocal melody with lyrics. The bottom two lines are the piano accompaniment. Chord diagrams for C, B \flat 7, and F are shown above the vocal line.

C B \flat Am7

my - self of all these lies 'til I'm good e - nough for him.

This system contains the second two lines of music. The top line is the vocal melody with lyrics. The bottom two lines are the piano accompaniment. Chord diagrams for C, B \flat , and Am7 are shown above the vocal line.

C B \flat A \flat 7 Gsus

I've got a lot to lose and I'm bet - ting high, so I'm beg - ging you, be -

This system contains the third two lines of music. The top line is the vocal melody with lyrics. The bottom two lines are the piano accompaniment. Chord diagrams for C, B \flat , A \flat 7, and Gsus are shown above the vocal line.

F7 A \flat 7

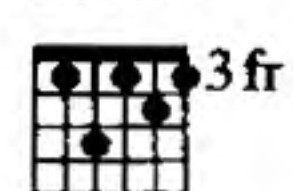
fore it ends, just tell me where to be - gin.

D.S. al Coda

This system contains the final two lines of music. The top line is the vocal melody with lyrics. The bottom two lines are the piano accompaniment. Chord diagrams for F7 and A \flat 7 are shown above the vocal line. The instruction "D.S. al Coda" is written at the end of the system.

CODA

Cm7



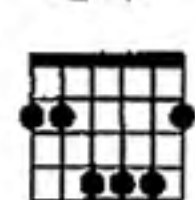
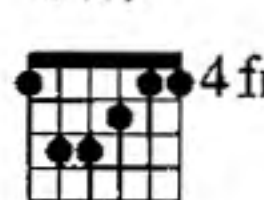
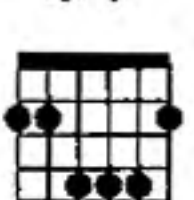
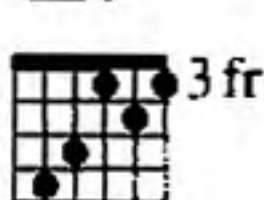
First system of musical notation, including a treble clef staff with a whole rest, and piano accompaniment in the grand staff.

Eb

Cb

Ab

Cb

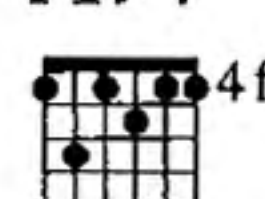
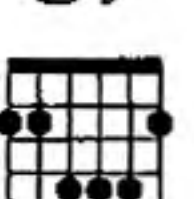


Second system of musical notation with lyrics: "Let me know _ the way _ be - fore there's hell _ to pay. _"

Eb

Cb

Ab7



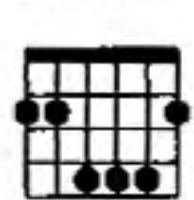
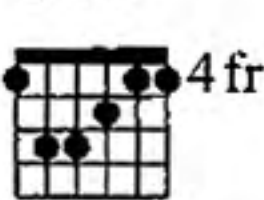
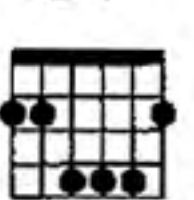
Third system of musical notation with lyrics: "Give me room _ to lay _ the law _ and let _ me go. _"

Eb

Cb

Ab

Cb



Fourth system of musical notation with lyrics: "I've got to make _ a play _ to make my lov - er stay, _"

E \flat C \flat A \flat 7

so what would an an - gel say, the dev - il wants _ to know

This system contains the first two measures of the piece. It features a vocal line with lyrics and a piano accompaniment. Above the vocal staff, guitar chord diagrams are provided for Eb (3rd fret), Cb, and Ab7 (4th fret). The piano part consists of a right-hand melody and a left-hand bass line.

F7

What I need _ is a

This system contains the next two measures. It includes a guitar chord diagram for F7. The vocal line continues with the lyrics, and the piano accompaniment provides harmonic support.

Cm7 F7

good de - fense, _ 'cause I'm feel - in' _ like _ a crim - i - nal.

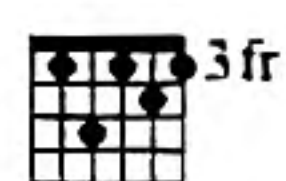
This system contains the next two measures. It includes guitar chord diagrams for Cm7 (3rd fret) and F7. The vocal line continues with the lyrics, and the piano accompaniment provides harmonic support.

Cm7 F7


And I need to be _ re - deemed _ to the one

This system contains the final two measures of the page. It includes guitar chord diagrams for Cm7 (3rd fret) and F7. The vocal line continues with the lyrics, and the piano accompaniment provides harmonic support.

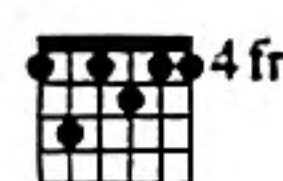
Cm7



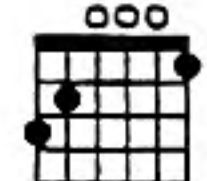
Bb sus



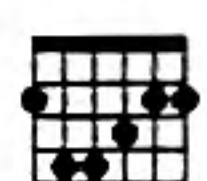
Ab7



G7



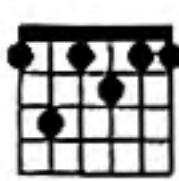
Gb



— I've sinned a - gainst — be - cause he's all I — ev - er knew of

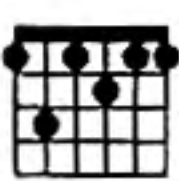
1

F7



2

F7

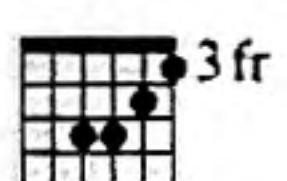


love. love.

Cm7



Cm



Repeat ad lib