

SLEEP TO DREAM

Words and Music by
FIONA APPLE

Slowly

N.C.

Play three times

I tell

f
(Percussion)

Detailed description: This system contains the first two staves of music. The top staff is a vocal line in 4/4 time, starting with a whole rest followed by a quarter note G4, then a quarter note A4, and a quarter note B4. The bottom staff is a piano accompaniment in 4/4 time, starting with a whole rest followed by a quarter note G3, then a quarter note A3, and a quarter note B3. The piano part features a rhythmic pattern of eighth notes and quarter notes, with a dynamic marking of *f* and the instruction '(Percussion)'. The system concludes with a double bar line and a repeat sign.

you how I feel _ but you don't _ care. I say tell me the truth, _ but you don't _ dare. You say

Detailed description: This system contains the third and fourth staves of music. The top staff is a vocal line with lyrics: "you how I feel _ but you don't _ care. I say tell me the truth, _ but you don't _ dare. You say". The bottom staff is a piano accompaniment with a rhythmic pattern of eighth notes and quarter notes. The system concludes with a double bar line and a repeat sign.

love is a hell _ you can-not _ bear and I _ say gim-me mine back and then go _ there for all I care.

Detailed description: This system contains the fifth and sixth staves of music. The top staff is a vocal line with lyrics: "love is a hell _ you can-not _ bear and I _ say gim-me mine back and then go _ there for all I care.". The bottom staff is a piano accompaniment with a rhythmic pattern of eighth notes and quarter notes. The system concludes with a double bar line and a repeat sign.

*
+ Band

* Percussion: simile throughout

C Bb7 A7

I got my feet on the ground _ and I don't _ go _ _ _ to sleep _ to dream. _

C Bb7 A7

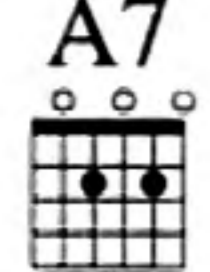
You got your head _ _ _ in the clouds, _ you're not at all _ _ what you seem. _

C Bb7 A7

This mind, this bod - y and this voice can-not be sti-fled by _ _ your de - vi-ant ways. _


C Bb7

_ _ So don't for - get what I told _ _ you, don't come a - round, _ I got my _

A7  I
N.C.

own hell to raise.


(Perc.)




I have nev - er been so in - sult - ed in all my life; I could



swal - low the seas to wash down all this pride. First you



run like a fool just to be at my side, and now you run like a fool but you just run to hide and I can't a-bide.



2 C Eb D7

Don't make it a big _ deal, don't be so _ sen - si - tive. We're not play-ing a game _

Eb Ab7

_ an - y - more, _ you don't have _ to be so _ de - fen - sive. _

N.C.

Don't you

Gm

plead me your case, _ don't both-er to ex - plain. _ Don't e-ven show me your face, _ 'cause it's a cry - ing shame. Just go

back to the rock from un - der which ___ you came; ___ take the

sor-row you gave and all the stakes _ you claim, _ and don't for - get the blame. _

I got my feet on the ground, _ and I don't go to sleep to dream. ___

C Bb7 A7

You got your head in the clouds, _ and you're not ___ at all ___ what you seem. _

C Bb7 A7

C B \flat 7 A7

This mind, this bod - y and this voice can-not be sti-fled by ___ your de - vi - ant ways. ___

Detailed description: This system contains the first two lines of music. The top line is a vocal melody in G minor with lyrics. The second line is a piano accompaniment with a treble and bass clef. Above the first line, guitar chords for C, B \flat 7, and A7 are shown with their respective fingerings. The piano accompaniment features a steady eighth-note pattern in the right hand and a bass line with occasional rests in the left hand.

C B \flat 7

___ So don't for - get what I told ___ you, don't come a - round, ___ I've got

Detailed description: This system contains the next two lines of music. The top line is a vocal melody with lyrics. The second line is a piano accompaniment. Above the first line, guitar chords for C and B \flat 7 are shown. The piano accompaniment continues with similar patterns, including a triplet of eighth notes in the right hand.

A7 Repeat ad lib. C B \flat 7 A7

my own hell _ to raise. _

Detailed description: This system contains the third and fourth lines of music. The top line is a vocal melody with lyrics. The second line is a piano accompaniment. Above the first line, guitar chords for A7, C, B \flat 7, and A7 are shown. The piano accompaniment features a section labeled 'Repeat ad lib.' with a double bar line and repeat signs, followed by a triplet of chords in the right hand.

C B \flat 7 Repeat and Fade A Optional Ending A

Detailed description: This system contains the final two lines of music. The top line is a vocal melody. The second line is a piano accompaniment. Above the first line, guitar chords for C, B \flat 7, A, and A are shown. The piano accompaniment includes a section labeled 'Repeat and Fade' with a double bar line and repeat signs, followed by an 'Optional Ending' section. The piano accompaniment features a triplet of chords in the right hand.