

DO WHAT U WANT

Words and Music by STEFANI GERMANOTTA,
PAUL BLAIR, R. KELLY, MARTIN BRESSO
and WILLIAM GRIGAHCINE

Moderately

The musical score is arranged in four systems. Each system consists of a piano accompaniment (left hand) and a vocal line (right hand). The piano part features a steady eighth-note bass line in the left hand and chords in the right hand. The vocal line consists of a single melodic line with lyrics. Chord diagrams for guitar are provided above the vocal line in each system. The tempo is marked 'Moderately' and the dynamics include a forte 'f' marking.

System 1: Piano accompaniment in the bass clef with a forte *f* dynamic. The right hand has a whole rest. Chord diagrams: D5 (x02321) and E5 (02210).

System 2: Piano accompaniment continues. Chord diagrams: F#5 (x2321) and E5 (02210).

System 3: Male vocal line: "Hey, hey, hey, hey, hey, hey, hey." Chord diagrams: D5 (x02321) and E5 (02210).

System 4: Female vocal line: "Hey, hey, hey, hey, hey, hey, hey." Chord diagrams: F#5 (x2321) and E5 (02210).

D5  E5 

Female: I feel good. I walk a - long, -

— but then I trip by — my-self and I fall. — I, —

— I stand up — and then I'm o - kay, —



— but then u print that sh** — that makes me wan - na scream. — (So

F#5  E5 


D5  E5 



F#5  E5 




D  E 



do what u want, what u want with my bod - y. Do what u want; don't stop, let's par - ty.)




F#m  E 


Do what u want, what u want with my bod - y, do what u want, what u want with my bod - y.




D  E 

(Write what u want, say what u want a - bout me. If u're won - d'ring, know that I'm not sor - ry.)



F#m  N.C.

Do what u want, what u want with my bod - y, what u want with my bod - y.



D6/9  4fr

E6/9 

U can't have my heart, and u won't use my mind, but }
 U can't stop my voice 'cause u don't own my life, }

do what u want with my bod - y, do what u want with my bod - y.

1 F#m7  E 

do what u want with my bod - y. *Male:* Ear - ly morn - ing, long - er nights,

2 F#m7  E  D(add2) 

do what u want with my bod - y. *Male:* Ear - ly morn - ing, long - er nights,

E(add2) 

time for — pri - vate flights, cra - zy sched - ule, fast life; I would-n't






F#m E(add2) D(add2)

trade it in, ___ 'cause it's our life. (So let's slow it down.) I could be the

E(add2)

drink in your cup, I could be the green in your blunt, your push - er man. _ Yeah, I

F#m E(add2) D(add2)

got what you want. You wan - na es - cape all of the

E(add2)

cra - zy sh**. You're the Mar i - lyn, I'm the pres - i - dent; and I'd

F#m E(add2) Dmaj7

love to hear you sing, girl. (Do what I want, do what I want with your bod - y,

E

do what I want, do what I want with your bod - y.) Back of the club, - tak - ing shots, get - ting naugh - ty.

F#m7 E Dmaj7

No in - vi - ta - tions; it's a pri - vate par - ty. (Do what I want, do what I want with your bod - y,

E

do what I want, do what I want with your bod - y.) Yeah, we tak - ing these hat - ers and we rough - in' 'em up, and we

F#m7



N.C.

D6/9



lay - in' the cut__ like we don't give a fu**.

Female: U can't have my heart, and

E6/9



u won't use my mind, but do what u want with my bod - y,

F#m7



E



D6/9



do what u want with my bod - y. U can't stop my voice 'cause

E6/9



u don't own my life, but do what u want with my bod - y,

F#m7 E A(add2)/D

do what u want with my bod - y.

This system contains the first two lines of music. The top line is the vocal melody in treble clef with lyrics. The bottom two lines are the piano accompaniment in treble and bass clefs. Chord diagrams are provided above the vocal line: F#m7 (x22321), E (02210), and A(add2)/D (x02020) with a 'sfr' (sustained fret) symbol.

Bm7 E

Some-times I'm scared, I sup - pose, — if u ev - er

This system contains the second two lines of music. The top line is the vocal melody in treble clef with lyrics. The bottom two lines are the piano accompaniment in treble and bass clefs. Chord diagrams are provided above the vocal line: Bm7 (x24642) and E (02210).

C#7#9/E# F#m E D

let me — go. — I would fall a - part — if u break my

This system contains the third two lines of music. The top line is the vocal melody in treble clef with lyrics. The bottom two lines are the piano accompaniment in treble and bass clefs. Chord diagrams are provided above the vocal line: C#7#9/E# (x32321) with a 'sfr' symbol, F#m (23212), E (02210), and D (xx0232).

E C#7#9/E# F#m E(add2)

heart, — so just take my bod - y, — and don't stop the par - ty. —


This system contains the final two lines of music. The top line is the vocal melody in treble clef with lyrics. The bottom two lines are the piano accompaniment in treble and bass clefs. Chord diagrams are provided above the vocal line: E (02210), C#7#9/E# (x32321) with a 'sfr' symbol, F#m (23212), and E(add2) (02210).


D6/9  4fr

E6/9 


U can't have my heart, and u won't use my mind, but



F#m7 

E 

do what u want with my bod - y, do what u want with my bod - y.



D6/9  4fr

E6/9 

U can't stop my voice 'cause u don't own my life, but





F#m7 


E 



do what u want with my bod - y, do what u want with my bod - y.




D6/9  4fr 



Do what u want with my, what u want with my bod - y.




F#m7  E 

Do what u want with my, what u want with my bod - y.



D6/9  4fr 

Do what u want with my, what u want with my bod - y.



F#m7  E 

Do what u want with my, what u want with my bod - y.



D6/9  4fr 

World _ help me now. (What u want with my bod - y.)






Repeat and Fade

F#m7  E 

Do what u want with my bod - y, do what u want with my bod - y.



Optional Ending

F#m7  E  Dmaj13  5fr

do what u want with my bod - y.

