

CHEAP THRILLS

Words and Music by SIA FURLER,
SEAN PAUL HENRIQUES and GREG KURSTIN

Latin Dance groove ~ ♩ = 90

1.

F#m D A⁵ E E⁷

mf

2.

A⁵ E E⁷ F#m D




Come on, come on, — turn the ra - di - o on. It's
on, come on, — turn the ra - di - o on. It's

A⁵ E E⁷ F#m D


Fri - day night _ and I won't be long. Got - ta do my hair, — put my make - up on. It's
Sat - ur - day _ and I won't be long. Got - ta paint my nails, — put my high heels on. It's



A⁵ E E⁷ F#m D

Fri - day night _ and I won't be long till I hit the dance floor, hit the dance floor.
Sat - ur - day _ and I won't be long till I hit the dance floor, hit the dance floor.


A  E/G#  F#m  D 





I got all I need. No, I ain't got cash, I ain't got cash, but




N.C.  D 






I got you, _ ba - by. _ Ba - by, I _____ don't _ need dol - lar bills _ to have




A  E/G#  F#m  D 

fun to - night. _ (I love cheap thrills!) Ba - by, I _____ don't _ need dol - lar bills _ to have



 A  E/G#  F#m  D 

fun to - night. _ (I love cheap thrills!) I don't need no mon



A E/G# F#m D

ey as long as I can feel the

This system contains the first four measures of the piece. It features guitar chords for A, E/G#, F#m, and D. The vocal line begins with the word 'ey' and continues with 'as long as I can feel the'. The piano accompaniment consists of a steady eighth-note bass line and a treble line with chords and moving lines.

A E/G# F#m D

beat. I don't need no mon

This system contains the next four measures. The vocal line starts with 'beat.' followed by 'I don't need no mon'. The guitar chords are A, E/G#, F#m, and D. The piano accompaniment continues with the same rhythmic pattern.

A E/G# F#m D

ey as long as I keep danc

To Coda

This system contains the next four measures. The vocal line starts with 'ey' and continues with 'as long as I keep danc'. The guitar chords are A, E/G#, F#m, and D. The piano accompaniment continues with the same rhythmic pattern. The system ends with a Coda symbol.

1. A E/G# 2. A E/G#

ing. Come ing.

This system contains the final four measures, marked with first and second endings. The vocal line starts with 'ing.' followed by 'Come ing.'. The guitar chords are A and E/G#. The piano accompaniment continues with the same rhythmic pattern.

F#m D A⁵ E E⁷

(I love cheap thrills!)

This system shows the first two measures of a musical piece. The guitar part starts with a whole rest in the first measure, followed by a half note chord in the second measure. The piano accompaniment consists of a steady eighth-note bass line in the left hand and chords in the right hand.

F#m D A⁵ E E⁷

(I love cheap thrills!)

This system shows the next two measures of the musical piece, continuing the guitar and piano accompaniment from the first system.

F#m D A⁵ E/G#

I don't need no mon ey as

This system introduces a vocal melody. The guitar part plays chords for the first three measures, then changes to E/G# in the fourth. The piano accompaniment continues with a similar pattern. The vocal line starts in the second measure and spans across the fourth.

F#m D A⁵ E

long as I can feel the beat.

This system continues the vocal melody and guitar accompaniment. The guitar part plays chords for the first three measures, then changes to E in the fourth. The piano accompaniment remains consistent.

F#m D A E/G#

I don't need no mon - ey as

Detailed description: This system contains the first line of music. It features a vocal line on a treble clef staff with lyrics 'I don't need no mon - ey as'. The piano accompaniment is on a grand staff (treble and bass clefs). Above the vocal line, four guitar chords are indicated: F#m, D, A, and E/G#. The piano accompaniment consists of a steady eighth-note bass line in the left hand and a melody in the right hand that follows the vocal line.

F#m D N.C. (Oh, oh,

long as I keep danc - ing. Ba - by,

Detailed description: This system contains the second line of music. The vocal line continues with 'long as I keep danc - ing. Ba - by,'. The piano accompaniment continues. Above the vocal line, guitar chords F#m, D, and N.C. (Natural Chord) are indicated. The piano accompaniment features a consistent eighth-note bass line and a vocal-like melody in the right hand.

F#m D A E/G#

oh.

I _____ don't _ need dol - lar bills _ to have fun to - night. _ (I love cheap thrills!) Ba - by,

Detailed description: This system contains the third line of music. The vocal line starts with 'oh.' followed by a long note, then 'I _____ don't _ need dol - lar bills _ to have fun to - night. _ (I love cheap thrills!) Ba - by,'. The piano accompaniment continues. Above the vocal line, guitar chords F#m, D, A, and E/G# are indicated. The piano accompaniment maintains the eighth-note bass line and the vocal melody in the right hand.

F#m D A E/G# D.S. al Coda

Oh.) _____

I _____ don't _ need dol - lar bills _ to have fun to - night. _ (I love cheap thrills!)

Detailed description: This system contains the fourth line of music. The vocal line starts with 'Oh.) _____' followed by a long note, then 'I _____ don't _ need dol - lar bills _ to have fun to - night. _ (I love cheap thrills!)'. The piano accompaniment continues. Above the vocal line, guitar chords F#m, D, A, and E/G# are indicated. The piano accompaniment maintains the eighth-note bass line and the vocal melody in the right hand. The system ends with 'D.S. al Coda'.



N.C.

ing. La la la la la

la la. La la la la la

la la. (I love cheap thrills!) La la la la la

la la. (I love cheap thrills!) La la la la la la. (I love cheap thrills!)