

# ELASTIC HEART

Words and Music by SIA FURLER,  
THOMAS PENTZ, ABEL TESFAYE  
and ANDREW SWANSON

Moderate half-time feel



With pedal



And an - oth - er one\_\_ bites the dust; oh,  
And I will stay up through the night.



why can I not con - quer\_\_ love?\_\_ And I might  
Let's be clear, won't close my\_\_ eyes.\_\_ And I

A E

have thought that we were one; want - ed to  
know that I can sur - vive; I'll

Detailed description: This system contains the first two measures of the song. It features a guitar chord diagram for A (x02232) and E (x22022). The vocal line is in the treble clef with a key signature of two sharps (F# and C#). The piano accompaniment is in the grand staff (treble and bass clefs). The lyrics are: "have thought that we were one; want - ed to know that I can sur - vive; I'll".

F#m D

fight this war with - out weap - ons. And I want -  
walk through fire to save my life. And I want

Detailed description: This system contains the next two measures. It features guitar chord diagrams for F#m (x23212) and D (xx0232). The vocal line continues with the lyrics: "fight this war with - out weap - ons. And I want - walk through fire to save my life. And I want".

A E F#m

-ed it, I want - ed it bad, \_\_\_\_\_ but there were so man - y red flags.  
it, I want my life so bad; \_\_\_\_\_ I'm do - ing ev - 'ry - thing I can.

Detailed description: This system contains the final two measures. It features guitar chord diagrams for A (x02232), E (x22022), and F#m (x23212). The vocal line concludes with the lyrics: "-ed it, I want - ed it bad, \_\_\_\_\_ but there were so man - y red flags. it, I want my life so bad; \_\_\_\_\_ I'm do - ing ev - 'ry - thing I can." The piano accompaniment provides harmonic support throughout.

D A E

Now an - oth - er one — bites the dust. Yeah,  
Then an - oth - er one — bites the dust. It's

This system contains three measures of music. Above the first measure is a guitar chord diagram for D (x02321). Above the second measure is a guitar chord diagram for A (x02220). Above the third measure is a guitar chord diagram for E (022100). The vocal line starts with a rest, followed by the lyrics. The piano accompaniment consists of a treble and bass clef with chords and moving lines.

F#m D

let's be clear, I'll trust no — one. — You did  
hard to lose a cho - sen — one. —

This system contains three measures of music. Above the first measure is a guitar chord diagram for F#m (232111). Above the second measure is a guitar chord diagram for D (x02321). The vocal line continues with the lyrics. The piano accompaniment continues with chords and moving lines.

A E F#m

not break me. —

This system contains three measures of music. Above the first measure is a guitar chord diagram for A (x02220). Above the second measure is a guitar chord diagram for E (022100). Above the third measure is a guitar chord diagram for F#m (232111). The vocal line continues with the lyrics. The piano accompaniment continues with chords and moving lines.

D A E

I'm still fight - ing for peace.

Musical score for the first system, featuring a vocal line and piano accompaniment in D major. The piano part consists of a steady eighth-note bass line and chords in the right hand.

F#m D A

Well, I've got thick skin — and an e - las - tic heart, —

Musical score for the second system, continuing the vocal line and piano accompaniment. The piano part maintains the eighth-note bass line and provides harmonic support for the vocal melody.

E F#m



but your blade, it might be too sharp.

Musical score for the third system, continuing the vocal line and piano accompaniment. The piano part continues with the eighth-note bass line and chords.


D A E




I'm like a rub - ber band, — un - til you pull too hard, — then

Musical score for the fourth system, concluding the vocal line and piano accompaniment. The piano part continues with the eighth-note bass line and chords.


F#m  D 





I may snap and I \_\_\_\_\_ move fast.  
But you won't see me \_\_\_\_\_




A  E  F#m 




fall \_\_\_\_\_ a - part, \_\_\_\_\_ 'cause




D  A  E  1. F#m 

I've got an e - las - tic \_\_\_\_\_ heart. \_\_\_\_\_




D  A  E 

I've got an e - las - tic \_\_\_\_\_ heart. \_\_\_\_\_




F#m D A




Yeah, I've got an elastic heart.

E F#m 2. F#m



D A E 1. F#m



Oh, oh, oh oh oh oh oh, oh whoa, oh, oh.

2.

F#m

D

A

whoa, oh, oh. Well, I've got thick skin \_\_\_\_\_ and an e - las - tic heart, \_

E

F#m



— but your blade, it might be too sharp.

D


A





E

I'm like a rub - ber band, \_\_\_\_\_ un - til you pull too hard, \_\_\_\_\_ then


F#m  D 




I may snap and I \_\_\_\_\_ move fast. But you won't see me \_\_\_\_\_




A  E  F#m  D 





fall a - part, \_\_\_\_\_ 'cause I've got an e -



A  E  1. F#m 

-las - tic \_\_\_\_\_ heart. \_\_\_\_\_ Well,



2. F#m  D  A  E6 

I've got an e - las - tic \_\_\_\_\_ heart. \_\_\_\_\_

