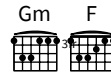
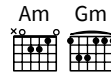
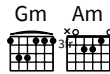
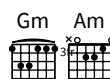
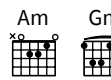
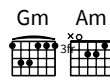


Take Me Or Leave Me (from *Rent*)

Words & Music by Jonathan Larson

Bright Rock shuffle ♩ = 116 (♩ = ♩³)

1. Ev-ry sin- gle day, _ I walk down _ the street,
 2. A ti - ger in a cage _ can nev - er see the sun,
 3. work. I look be- fore I leap, _ I love mar - gins and dis- ci- pline,

© Copyright 1996 Finster & Lucy Music Limited Company, USA.
 Universal Music Publishing Limited (50%) (administered in Germany by Universal Music Publ. GmbH)/Universal/MCA Music Limited (50%)
 (administered in Germany by Universal/MCA Music Publ. GmbH).
 All Rights Reserved. International Copyright Secured.

F Gm F Eb Bb F Gm Am

I hear peo-ple say ba - by, so sweet. Ev - er since pu-ber - ty,
 this di - va needs her stage, - ba - by let's - have fun. You're the one I choose,
 I make lists in my sleep, - ba - by. What's my sin; nev - er quit I fol-low through,

Bb Am Gm F Gm F Eb F

ev - 'ry - bod - y stares at me: boys, girls, I can't help it ba - by. So be
 folks would kill to fill your shoes. You love the lime-light too, now ba - by. So be
 I hate mess, but I love you. What to do with my im-promp-tu ba - by? So be

Dm Am⁷ Bb Am⁷ Gm F/A Bb

kind and don't lose your mind. Just re - mem - ber that I'm your
 mine, and don't waste my time, cry - in' "Oh, hon - ey - bear, are you still my,
 wise, 'cause this girl sat - is - fies, you've got a prize so don't com - prom - ise, you're

F/C C F Eb Bb Bb/C

ba - by. Take me for what I am, —
 my, my, ba-by?"
 one luck-y ba-by.

F Eb Bb C Dm7 Am7

who I was meant to be, — and, if you —

To Coda ⊕ 1.

Bb F/A Gm Bb/C F Gm Am

give a damn, — take me ba-by — or leave me. —

B \flat Am Gm F Gm F E \flat B \flat

Take me ba - by or — leave me.

Detailed description: This system contains the first two measures of the piece. It features a vocal line with lyrics, a piano accompaniment, and guitar chord diagrams. The chords are B \flat , Am, Gm, F, Gm, F, E \flat , and B \flat . The piano accompaniment includes triplets in both the right and left hands. The guitar diagrams show specific fingerings for each chord, with some marked as 3fr or 6fr.

2. F B \flat ⁹ F⁹

or leave me. No way — can I be what I'm not,

Detailed description: This system contains the next two measures. It features a vocal line with lyrics, a piano accompaniment, and guitar chord diagrams. The chords are F, B \flat ⁹, and F⁹. The piano accompaniment includes triplets in both the right and left hands. The guitar diagrams show specific fingerings for each chord.

B \flat ⁹ F⁹ B \flat ⁹

but hey, — don't you want your girl hot? Don't fight, —

Detailed description: This system contains the final two measures. It features a vocal line with lyrics, a piano accompaniment, and guitar chord diagrams. The chords are B \flat ⁹, F⁹, and B \flat ⁹. The piano accompaniment includes triplets in both the right and left hands. The guitar diagrams show specific fingerings for each chord.

Dm⁷ G C

3

3

3

don't lose your head, - 'cause ev - 'ry night, who's in your - bed?

F Gm Am Bb Am Gm

3

3

3

3

Who, who's _____ in your

⊕ CODA

D.S. al Coda

F Gm F Eb Bb F

3

3

3

3

bed? _____ Kiss, pook - ie! 3. It won't or leave me.

B \flat ⁹ F⁹ B \flat ⁹

That's it, ___ the straw that breaks my ___ back. ___ I quit, _

Detailed description: This system contains the first three measures of the piece. It features a vocal line on a treble clef staff and a piano accompaniment on grand staff (treble and bass clefs). Above the vocal staff are three guitar chord diagrams: B \flat ⁹, F⁹, and B \flat ⁹. The lyrics are: "That's it, ___ the straw that breaks my ___ back. ___ I quit, _". The piano accompaniment includes a bass line with eighth notes and a treble line with chords. A triplet of eighth notes is marked with a '3' in the vocal line.

F⁹ B \flat ⁹ Dm⁷

un-less you take it back. ___ Wom-en, ___ what ___ is it a-bout them? ___

Detailed description: This system contains the next three measures. It features a vocal line on a treble clef staff and a piano accompaniment on grand staff. Above the vocal staff are three guitar chord diagrams: F⁹, B \flat ⁹, and Dm⁷. The lyrics are: "un-less you take it back. ___ Wom-en, ___ what ___ is it a-bout them? ___". The piano accompaniment continues with a bass line and chords. Triplet markings are present in both the vocal and piano lines.

G C

Can't live ___ with them or with-out ___ them! ___

Detailed description: This system contains the final three measures of the piece. It features a vocal line on a treble clef staff and a piano accompaniment on grand staff. Above the vocal staff are two guitar chord diagrams: G and C. The lyrics are: "Can't live ___ with them or with-out ___ them! ___". The piano accompaniment includes a bass line and chords. Triplet markings are present in the piano accompaniment.

G F C C/D G F

Take me for what I am, who I was meant.

C Em⁷ C⁷ G/B

to be. And if you ever dare you'd bet-ter

Am C/D Em⁷ D C Bm

take me ba-by, take me please,

Am Bm C Bm

take me ba - by,

This system contains the first two measures of the piece. The vocal line starts with a quarter rest, followed by the lyrics 'take me ba - by,'. The piano accompaniment features a steady eighth-note bass line and chords in the right hand. Guitar chord diagrams for Am, Bm, C, and Bm are shown above the staff. The piano part includes triplet markings in both hands.

Am Bm C/D G Am Bm

or leave me.

This system contains measures 3 through 5. The vocal line continues with the lyrics 'or leave me.'. The piano accompaniment maintains the eighth-note bass line and chord accompaniment. Guitar chord diagrams for Am, Bm, C/D, G, Am, and Bm are shown above the staff. The piano part includes triplet markings.

C Bm Am G Am G F N.C.

Guess I'm leav - in', I'm gone.

This system contains the final three measures of the piece. The vocal line concludes with the lyrics 'Guess I'm leav - in', I'm gone.'. The piano accompaniment ends with a final chord. Guitar chord diagrams for C, Bm, Am, G, Am, G, F, and N.C. are shown above the staff. The piano part includes triplet markings.