

# LAYLA

Words and Music by ERIC CLAPTON  
and JIM GORDON

Easy Swing (♩ = ♩<sup>3</sup>)

Chords: Dm, Bb, C, Dm, Bb





Chords: C, Dm, C, Bb, C, Dm

Chords: C, Bb, C, Dm, C

Chords: C#m, G#7/D#


What     will you do when you get lone - ly,  
Tried     to give you con - so - la - tion,  
Make     the best of the sit - u - a - tion

Copyright © 1970 by Eric Patrick Clapton  
Copyright Renewed  
International Copyright Secured All Rights Reserved

C#m/E  C  D  E 

no one wait - ing by your side? \_\_\_  
 your old man won't let you down. \_\_\_  
 b'fore I fi - n'ly go in - sane. \_\_\_

3







F#m7  B7  E  A 

You've been run - ning and hid - ing much too long. \_\_\_  
 Like a fool, I fell in love with you. \_\_\_  
 Please don't say we'll nev - er find a way \_\_\_

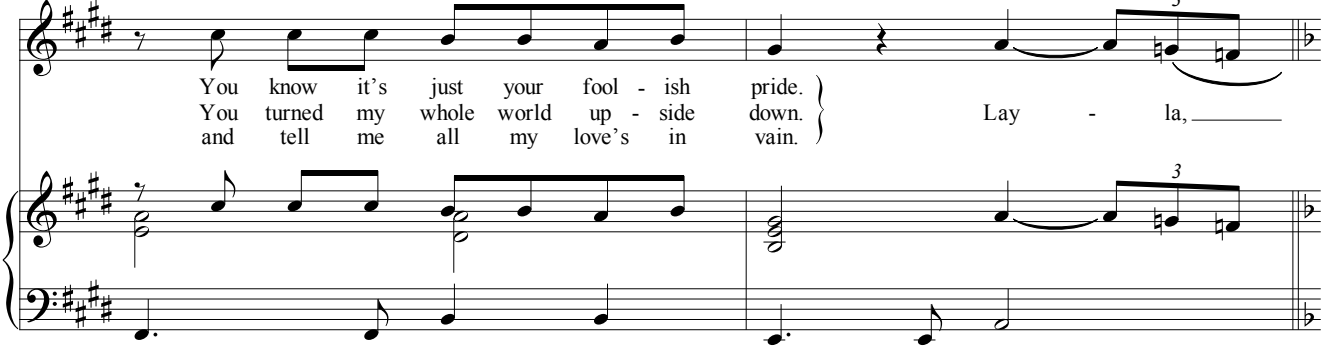
3










F#m7  B7  E  A5 


You know it's just your fool - ish pride. }  
 You turned my whole world up - side down. }  
 and tell me all my love's in vain. } Lay - la, \_\_\_

3



Dm  C  Bb  C  Dm  C  Bb 

you've got me on my knees. Lay - la, I'm



C Dm C Bb C Dm

beg-ging, dar-ling, please. Lay-la, dar-ling, won't you ease my wor-ried

This system contains the first two measures of the piece. The vocal line starts with a quarter note G4, followed by quarter notes A4, Bb4, and C5. The piano accompaniment features a steady eighth-note bass line in the left hand and chords in the right hand.

1, 2 3, 4

C Bb C N.C. C Bb

mind? mind?

This system contains measures 3 and 4. Measure 3 includes a first ending bracket labeled '1, 2' and a second ending bracket labeled '3, 4'. The vocal line has a quarter rest in measure 3, followed by a quarter note G4 in measure 4. The piano accompaniment continues with chords and a bass line.

C Dm C Bb C Dm

Lay-la, you've got me on my knees. Lay-la,

This system contains measures 5 and 6. The vocal line features a triplet of eighth notes (G4, A4, Bb4) in measure 5, followed by quarter notes C5, D5, E5, and F5 in measure 6. The piano accompaniment includes a triplet of eighth notes in the right hand in measure 5.

C Bb C Dm C Bb To Coda

I'm beg-ging, dar-ling, please. Lay-la,

This system contains measures 7 and 8. The vocal line has a quarter rest in measure 7, followed by quarter notes G4, A4, Bb4, and C5 in measure 8. The piano accompaniment concludes with a final chord in measure 8.

C Dm C Bb C Dm

dar - ling, won't you ease my wor - ried mind?

This system contains the first two measures of the piece. It features guitar chords for C, Dm, C, Bb, C, and Dm. The vocal line begins with the lyrics "dar - ling, won't you ease my wor - ried mind?". The piano accompaniment consists of a steady eighth-note bass line in the left hand and a melody of eighth notes in the right hand.

C Bb C Dm C Bb

*Instrumental solo*

This system contains measures 3 through 6. It features guitar chords for C, Bb, C, Dm, C, and Bb. The section is marked as an "Instrumental solo". The piano accompaniment continues with the eighth-note bass line and a melody of eighth notes. A triplet of eighth notes is indicated in the right hand at the end of measure 5.

1-3 4 C Dm C Dm D.S. al Coda

*Solo ends* Lay - la,

This system contains measures 7 through 10. It features guitar chords for C, Dm, C, and Dm. The section includes a repeat sign and is marked "D.S. al Coda". The vocal line ends with the lyrics "Solo ends Lay - la,". The piano accompaniment continues with the eighth-note bass line and a melody of eighth notes.

Freely CODA C Dm

dar - ling, won't you ease my wor - ried mind?

This system contains the final two measures of the piece. It features guitar chords for C and Dm. The section is marked "Freely" and "CODA". The vocal line repeats the lyrics "dar - ling, won't you ease my wor - ried mind?". The piano accompaniment concludes with a final chord in the right hand and a whole note in the left hand.