

BROKEN WINGS

Words and Music by RICHARD PAGE,
STEVE GEORGE and JOHN LANG

Moderately fast

The musical score is written in 4/4 time with a key signature of two flats (Bb and Eb). It consists of four systems of music. The first system shows the beginning of the piece with a guitar chord of Gsus2 (x02333) and a piano accompaniment starting with a mezzo-forte (mf) dynamic. The second system continues the piano accompaniment with an Fsus2 chord (x02323). The third system introduces the vocal melody with a Csus2 chord (x02333) and lyrics: "Ba - by, don't un - der - Ba - by, I think to -". The fourth system continues the vocal melody with lyrics: "stand night why we can't just hold on to each oth - er's hands. we can take what was wrong and make it right." The piano accompaniment provides harmonic support throughout, often using sustained chords in the right hand and rhythmic patterns in the left hand.

* Recorded a half step higher.

Fsus2

Csus2

First system of musical notation. It features a guitar part with two measures of chords: Fsus2 (x02333) and Csus2 (x32333). The piano accompaniment consists of a treble clef staff with sustained chords and a bass clef staff with a rhythmic pattern of eighth notes.



Gsus2

Second system of musical notation. It features a guitar part with a Gsus2 chord (x02333). The vocal line includes the lyrics: (1.) This time — might be the last, I fear, un - (2.,3.) Ba - by, — it's all I know, that you're. The piano accompaniment continues with the same rhythmic pattern.

F

Third system of musical notation. It features a guitar part with an F chord (x32333). The vocal line includes the lyrics: less I — make it all too — clear — I need you — so. — half of — the flesh — and blood that makes me — whole. —. The piano accompaniment continues with the same rhythmic pattern.



Csus2

Fourth system of musical notation. It features a guitar part with a Csus2 chord (x32333). The vocal line includes the lyrics: Whoa. — I need you so. — So. The piano accompaniment continues with the same rhythmic pattern.


Cm7  Bb 





Take } these bro-ken wings and learn to fly — a - gain, — learn to live — so
take }




Ab  Cm7 


free. — When we hear the voic - es sing, the book _ of




Bb  To Coda  1 Ab  Cm7 

love will o - pen up and let us in. — Take these bro-ken





Gsus2 

wings. —




2

Ab  4fr

Fm7 


in. _____ Yeah, _____ yeah. _____




Ab  4fr


Let us in. _____




Eb  3fr


Db 

D.S. al Coda




CODA

Ab  4fr

Cm7  3fr

in. _____ Take _____ these bro - ken



Bb **Ab**

wings; you've got _ to learn to fly, _ learn to live _ and love so free. And when we

Cm7 **Bb**

hear the voic - es sing, the book _ of love will o - pen up for us _ and

Ab **Fm7**

let us in, _ yeah, yeah. _

Eb **Db** **Optional Ending** **Fm**

Repeat and Fade

Yeah, yeah. _