

BLOODY WELL RIGHT

Words and Music by RICK DAVIES
and ROGER HODGSON

Moderate bounce (♩ = ♩♩)

Fm7/Bb Bb Fm7/Bb Bb Fm7/Bb Bb

The first system of music features a piano accompaniment in 4/4 time. The right hand plays a melody with eighth and quarter notes, including a triplet of eighth notes. The left hand plays a bass line with chords and single notes. Above the staff, guitar chord diagrams for Fm7/Bb and Bb are shown. The tempo is marked 'Moderate bounce' with a note value of a quarter note equal to two eighth notes. The dynamic is marked 'mf'.

Fm7/Bb Bb Fm7/Bb Bb Fm7/Bb Bb

Repeat ad lib.

The second system continues the piano accompaniment. It includes a section marked 'Repeat ad lib.' with a double bar line and repeat dots. The right hand features a triplet of eighth notes. The left hand continues with chords and bass notes. Guitar chord diagrams for Fm7/Bb and Bb are provided above the staff.

Fm7/Bb Bb Fm7/Bb Bb

The third system of music shows the piano accompaniment continuing. The right hand has a triplet of eighth notes. The left hand plays chords and bass notes. The system concludes with a change in time signature from 4/4 to 2/4, indicated by a double bar line and the new time signature.

G5 Bb5 C5 G5 Bb5 F5

So, you think - your school - ing's - pho - ney;
Write your prob - lems down in de - tail;

The fourth system contains the vocal melody and piano accompaniment. The vocal line is in 4/4 time. The lyrics are: "So, you think - your school - ing's - pho - ney; Write your prob - lems down in de - tail;". The piano accompaniment features a triplet of eighth notes in the right hand. Guitar chord diagrams for G5, Bb5, C5, and F5 are shown above the staff. The system ends with a double bar line.



I guess it's hard not to a - gree. _____
 take them to a high - er place. _____



You say it all de - pends on mon - ey
 You've had your cry, no, I should say wail;



and who is in your fam - 'ly tree. _____ }
 in the mean - time, hush your face. _____ }



Right, (Right!) you're blood - y well right, you got a blood - y right to say. _____
 (Quite right!)

Fm7 Bbsus Eb/Bb Bb

Right, you're blood - y well right you know you got a right - to say. -

Ab6 Bbsus Eb Bb





Ha ha, you're blood - y well right, - you know you're right to say. -






Ab6 Bbsus 1 Eb/G Bb


{ Yeah yeah, you're blood - y well - right, - you know you're right to say. -
 { Yeah yeah, you're blood - y well - right, - you







Fm7/Bb Bb A Ab G Bb5 C5

Me, I don't care an - y - way.


G5  3fr Bb5  F5  G 


Bb5  C5  3fr G5  3fr Bb5  F5 




² Eb/G  3fr Bb  Fm7/Bb  Bb  Fm7/Bb  Bb 

know you got a right _ to say. — *Instrumental Solo* You got a blood - y right to say. —







Fm7/Bb  Bb 


¹ Fm7/Bb  ² Fm7/Bb  Bb 

You got a blood - y right to say. — got a blood - y right to say. —



Fm7/Bb  Bb 

Repeat and Fade
Fm7/Bb  Bb 

Optional Ending
Fm7/Bb  Bb 