

AIN'T TALKIN' 'BOUT LOVE

Words and Music by DAVID LEE ROTH,
EDWARD VAN HALEN, ALEX VAN HALEN
and MICHAEL ANTHONY

Medium Hard Rock beat





I heard the news, ba - by, all a - bout your dis - ease.
look - in', and on the streets a - gain.








Yeah, you may have all you want, ba - by,
Oh yeah, you think you're real - ly cook - in', ba - by.

Copyright © 1978 Diamond Dave Music, WB Music Corp. and Van Halen Music
All Rights for Diamond Dave Music Administered by Chrysalis Music
All Rights for Van Halen Music Administered by WB Music Corp.
All Rights Reserved Used by Permission


Am  G⁵ 



but I got some-thin' you need, _____ oh, yeah. _____ Ain't talk - in' 'bout
 You bet - ter find your-self a friend, - my friend. -




Am  G⁵  Am  G⁵ 


love. My love is rot - ten to the core.





Am  G⁵ 


Ain't talk - in' 'bout love, just like I told you be - fore, -



To Coda 

Am  G⁵  1. 2.

— yeah, be - fore. — You know you're sem - i - good - - I been to the edge, .



Am G⁵ Am G⁵

and there I stood and looked down.

Am G⁵

You know, I lost a lot of friends there, ba - by. I got no time to mess a -

Am G⁵ Am G

-round. So if you want it, got to bleed for it, ba - by.

Am G

You got to, got to bleed, ba - by. Mm, you got to, got to

Am G Am G

bleed, ba - by. You got to, got to bleed, ba - by.

D.S. al Coda

Ain't talk - in' 'bout - Ain't talk - in' 'bout love.

Am G⁵

Don't wan - na talk a - bout love. Don't need to talk a - bout

Am G⁵ Am G⁵

love. Ain't gon - na talk a - bout love. Hey! Hey! Hey!

Am G⁵ Am G⁵

Hey! Hey! Hey!

This system contains the first four measures of the piece. It features guitar chord diagrams for Am and G⁵ (with a 3-finger fretting instruction). The piano accompaniment consists of a steady bass line in the left hand and chords in the right hand. The vocal line has three 'Hey!' exclamations.

Play 4 times A⁵ B⁵ C

Hey! Hey! Hey!

This system contains measures 5-8. It includes guitar chord diagrams for A⁵, B⁵, and C. The instruction 'Play 4 times' is placed above the first measure. The piano accompaniment continues with a consistent bass line and chordal accompaniment. The vocal line has three 'Hey!' exclamations.

A⁵ B⁵ E⁵ A⁵ B⁵ C

This system contains measures 9-14. It features guitar chord diagrams for A⁵, B⁵, E⁵, A⁵, B⁵, and C. The piano accompaniment continues with a steady bass line and chordal accompaniment.

A⁵ B⁵ Em⁷

This system contains the final measures of the piece, ending with a double bar line. It features guitar chord diagrams for A⁵, B⁵, and Em⁷. The piano accompaniment concludes with a final chord and a double bar line.